

Global Container Glass Industry Market Research Report

Based on the Container Glass industrial chain, this report mainly elaborates the definition, types, applications and major players of Container Glass market in details. Deep analysis about market status (2016-2021), enterprise competition pattern, advantages and disadvantages of enterprise products, industry development trends (2021-2026), regional industrial layout characteristics and macroeconomic policies, industrial policy has also been included. From raw materials to downstream buyers of this industry will be analyzed scientifically, the feature of product circulation and sales channel will be presented as well. In a word, this report will help you to establish a panorama of industrial development and characteristics of the Container Glass market.

Under COVID-19 Outbreak, how the Container Glass Industry will develop is also analyzed in detail in Chapter 1.7 of this report.

In Chapter 2.6, we analyzed the impact of COVID-19 on the product industry chain based on the upstream and downstream markets.

In Chapters 7 of the report, we analyze the impact of COVID-19 on various regions and major countries.

In chapter 10.8, the impact of COVID-19 on the future development of the industry is pointed out.

This is only a sample. The data in sample is not real. And the final report might be different from the sample.

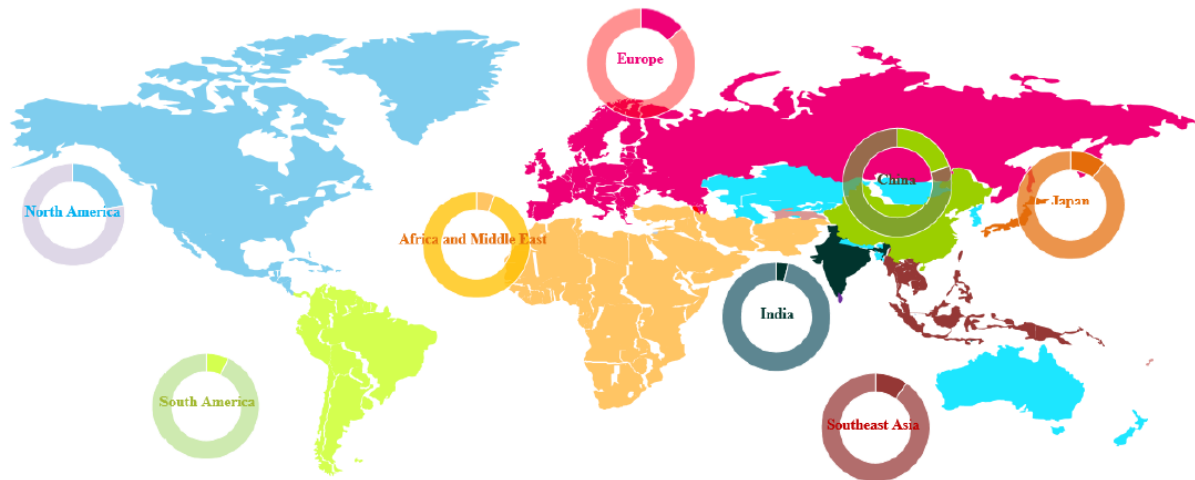
Highlight-Key Points

Item	2020	2026
Global Volume	XX	XX
Global Revenue (M USD)	XX	XX
Regional Share (% revenue basis)	North America: XX% Europe: XX% China: XX% Japan: XX% Middle East and Africa: XX% India: XX% South America: XX%	North America: XX% Europe: XX% China: XX% Japan: XX% Middle East and Africa: XX% India: XX% South America: XX%
Major Types of Container Glass Market Share (% revenue basis)	Packaging: XX% Tableware: XX% Decorative Containers: XX%	Packaging: XX% Tableware: XX% Decorative Containers: XX%
Major Application Share (% revenue basis)	Food Packaging: XX% Beverage Packaging: XX% Pharmaceuticals: XX% Cosmetic & Perfumery: XX% Non-packaging: XX%	Food Packaging: XX% Beverage Packaging: XX% Pharmaceuticals: XX% Cosmetic & Perfumery: XX% Non-packaging: XX%
CAGR (%) 2021-2026	Volume: XX% Value: XX%	

Highlights-Regions

The Container Glass market can be split based on product types, major applications, and important regions as follows:

- North America
- Europe
- China
- Japan
- Middle East and Africa
- India
- South America
- Rest of the World



Highlights-Players

- Major Players in Container Glass market are:
- Gerresheimer AG
- Hindusthan National Glass & Industries Limited
- S.A.B. de C.V.
- Becton
- Owens-Illinois, Inc.
- Nipro Corporation
- Consol Glass (Pty) Ltd.
- BA Glass
- Dickinson and Company
- Vitro
- Saverglass SAS
- Nampak Ltd.
- Adelphi Healthcare Packaging
- Vidrala S.A.
- Ardagh Group
- ...

Highlights-Types

Most important types of Container Glass products covered in this report are:

- Packaging
- Tableware
- Decorative Containers

- ...

Highlights-Applications

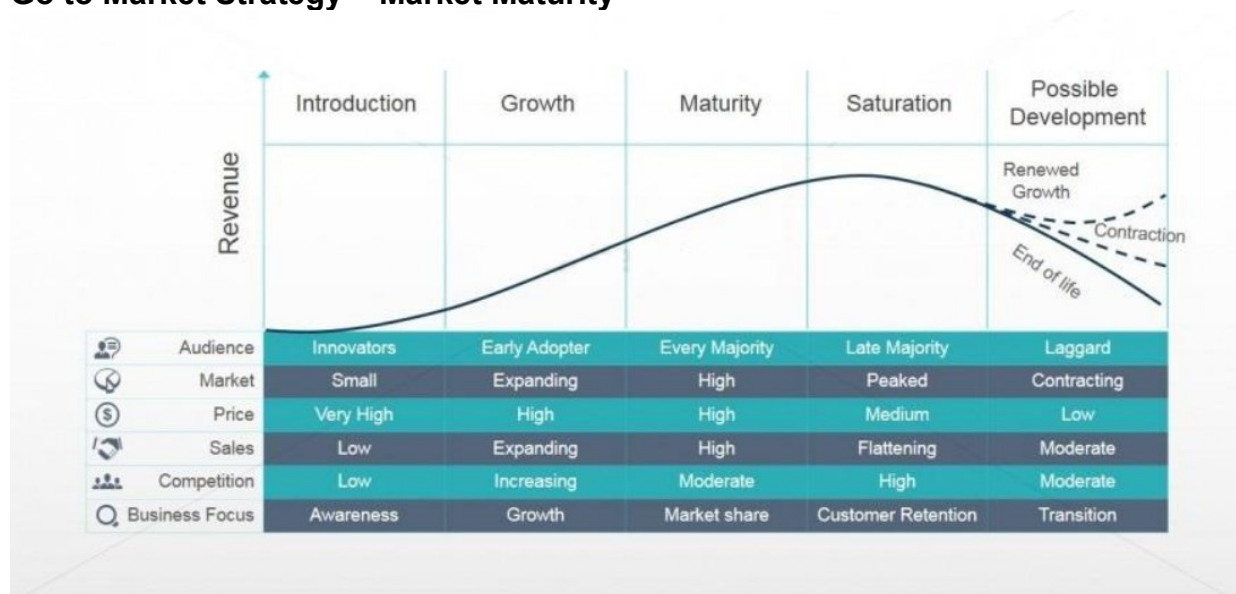
Most widely used downstream fields of Container Glass market covered in this report are:

- Food Packaging
- Beverage Packaging
- Pharmaceuticals
- Cosmetic & Perfumery
- Non-packaging
- ...

Market Concentration Ratio and Market Maturity Analysis

Figure Market Concentration Ratio and Market Maturity Analysis of Container Glass

Go to Market Strategy – Market Maturity



Global Container Glass Value and Growth Rate from 2016-2026

Figure Global Container Glass Value (\$) and Growth Rate from 2016-2026

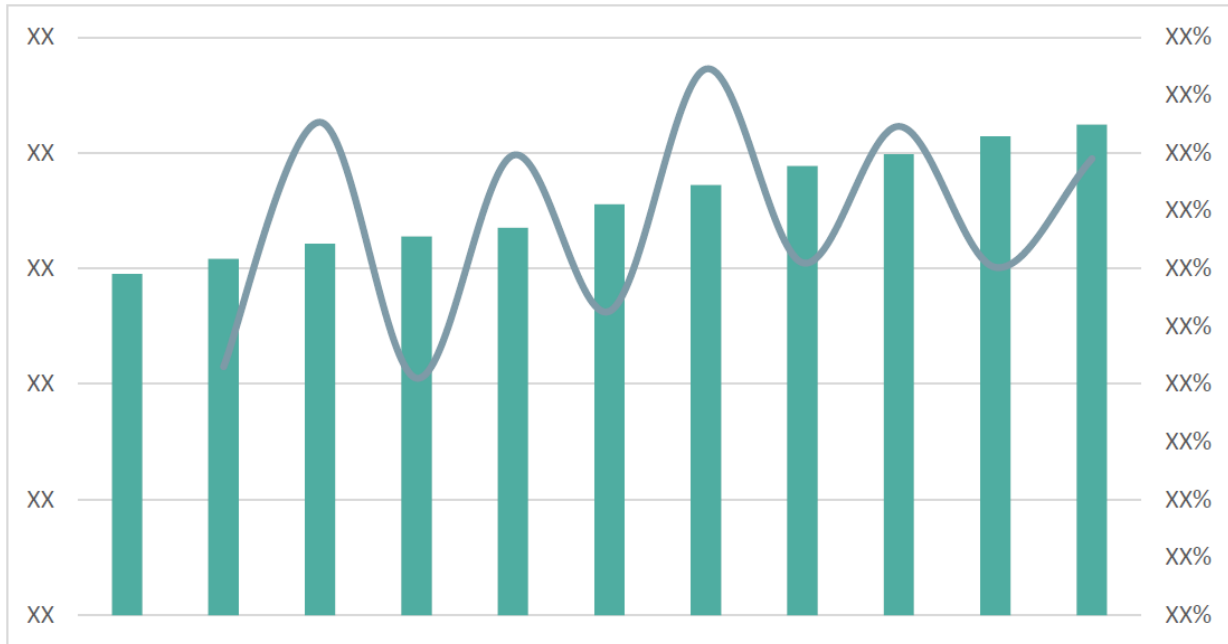


Figure Global Container Glass Value (\$) Segment by Type from 2016-2021

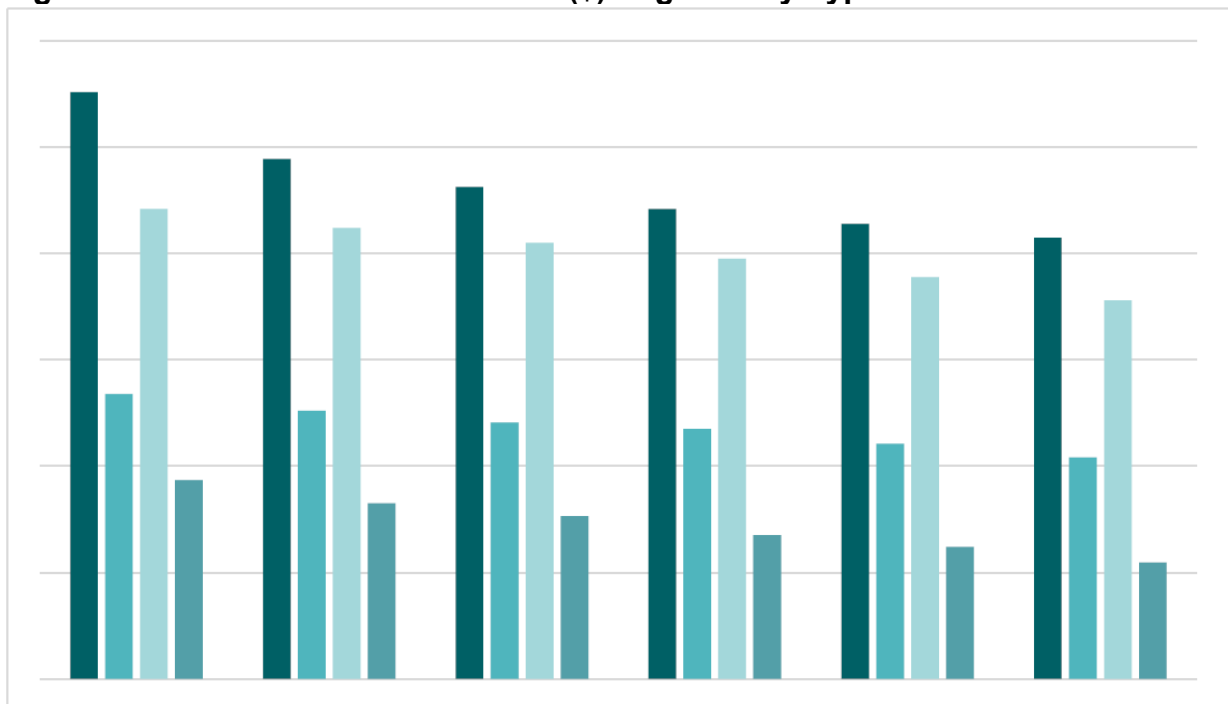


Figure Global Container Glass Market Share by Types in 2020

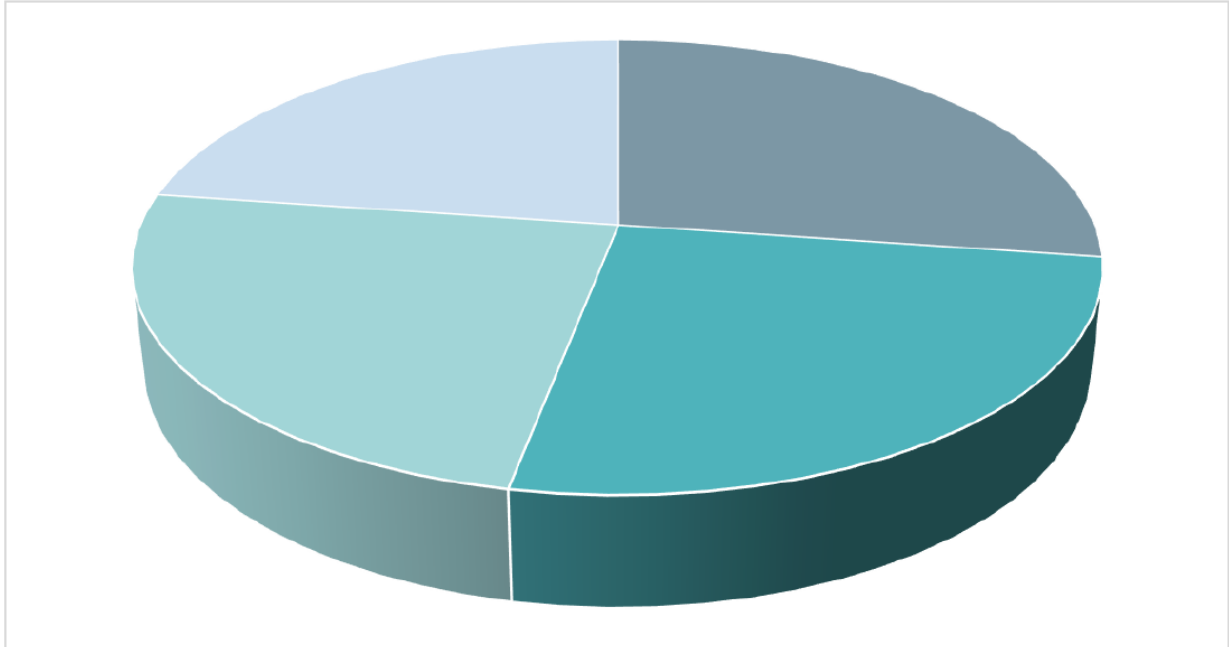
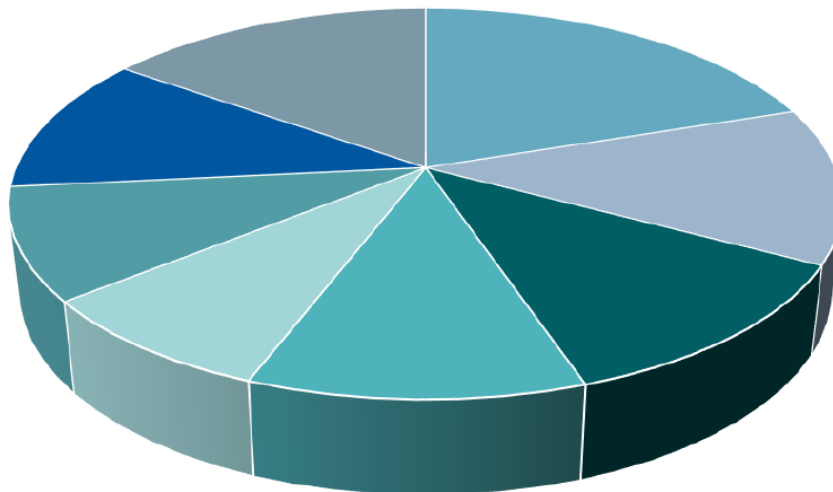
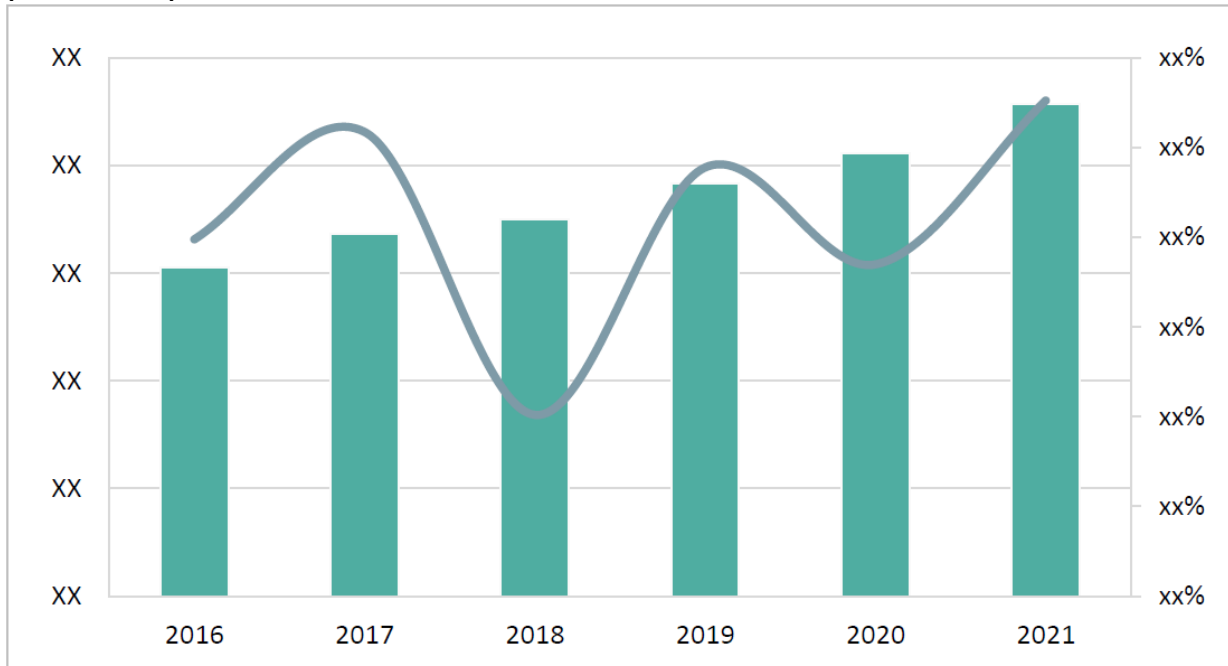


Figure Global Container Glass Market Share by Regions in 2020



North America Container Glass Production Value and Growth Rate (2016-2021)

Figure North America Container Glass Production Value (\$) and Growth Rate (2016-2021)



Market Dynamics

Drivers

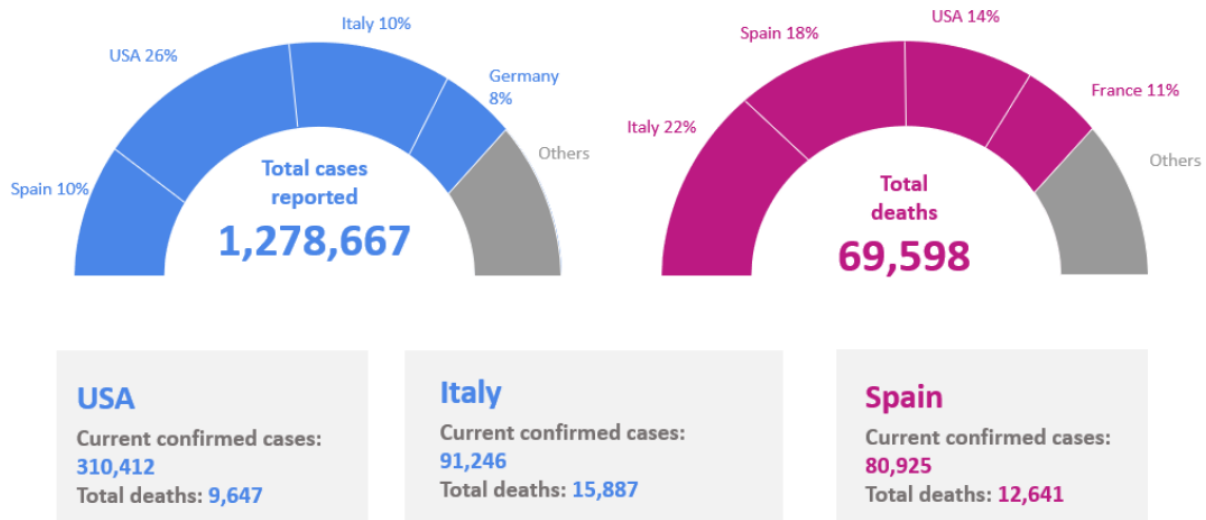
Table Emerging and Growing Market of Container Glass

Emerging and Growing Market	Description

Container Glass Industry Development Trends under COVID-19 Outbreak

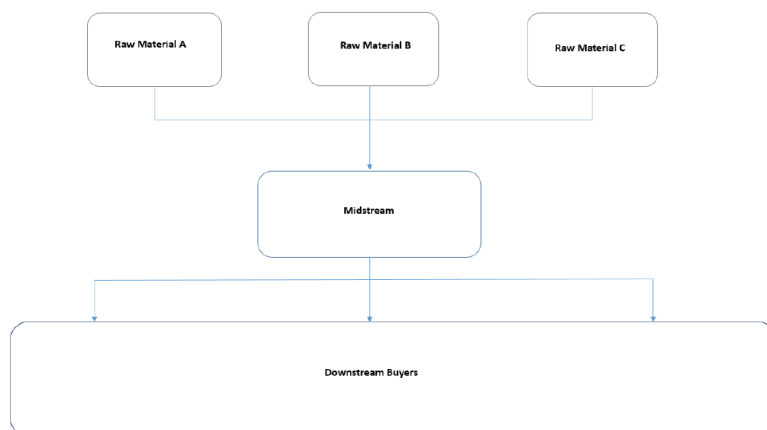
Global COVID-19 Status Overview

Figure Global COVID-19 Status Overview



Industry Chain Analysis

Figure Industry Chain Analysis of Container Glass



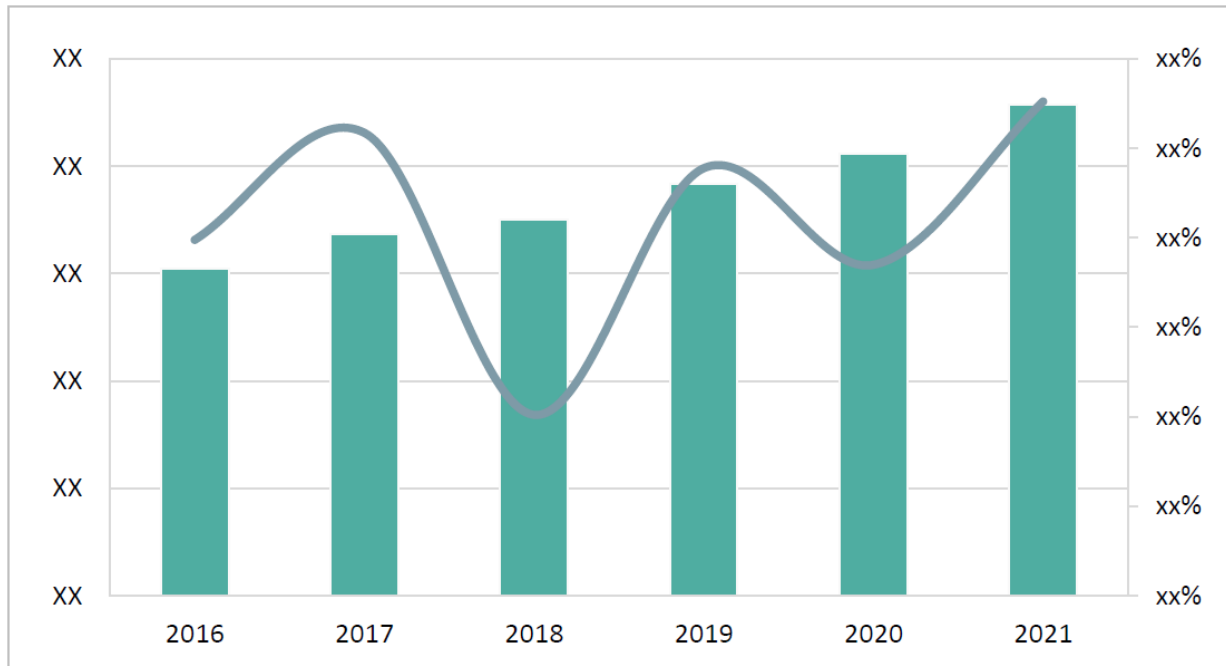
Upstream Raw Material Suppliers of Container Glass Analysis
Table Upstream Raw Material Suppliers of Container Glass with Contact Information

Raw Material	Suppliers	Contact Information
Raw Material A	Supplier A	
	Supplier B	
	Supplier C	
Raw Material B	Supplier A	
	Supplier B	
	Supplier C	
Raw Material C	Supplier A	
	Supplier B	
	Supplier C	

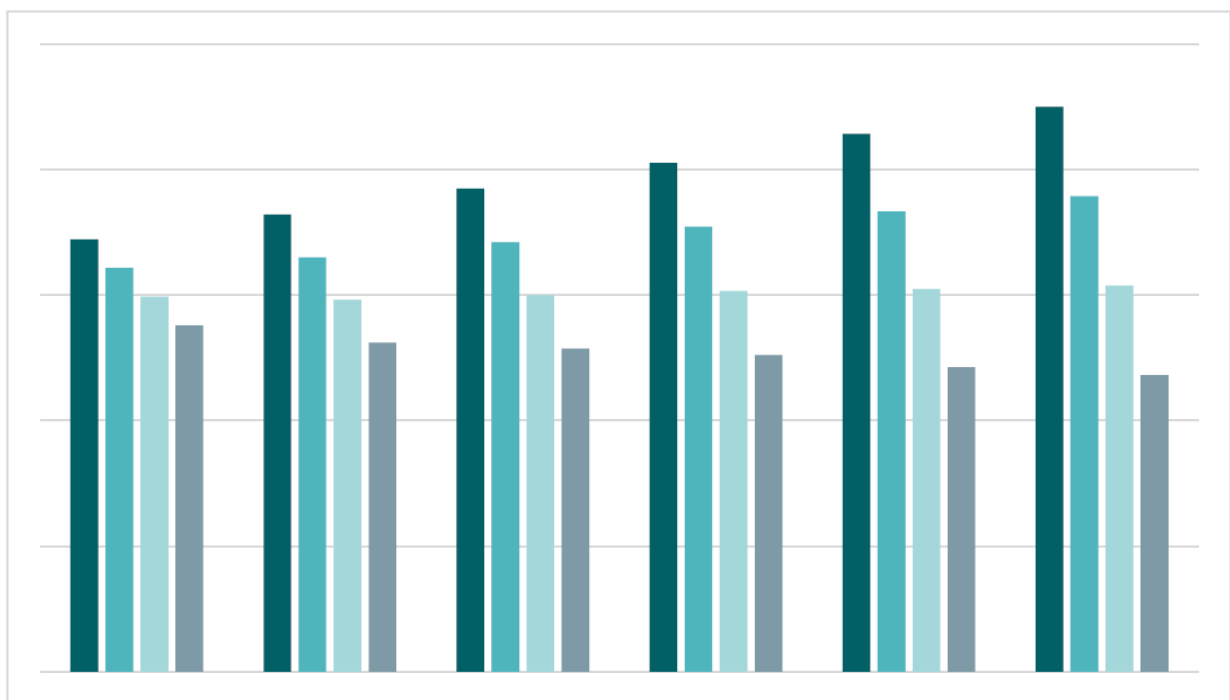
Global Container Glass Market, by Type
Global Container Glass Value and Market Share by Type (2016-2021)
Table Global Container Glass Value (\$) by Type (2016-2021)

	2016	2017	2018	2019	2020	2021
Packaging						
Tableware						
...						
Total						

Global Container Glass Value and Growth Rate of Tableware
Figure Global Container Glass Value (\$) and Growth Rate of Tableware



Global Container Glass Price Analysis by Type (2016-2021)
Figure Global Container Glass Price by Type (2016-2021)



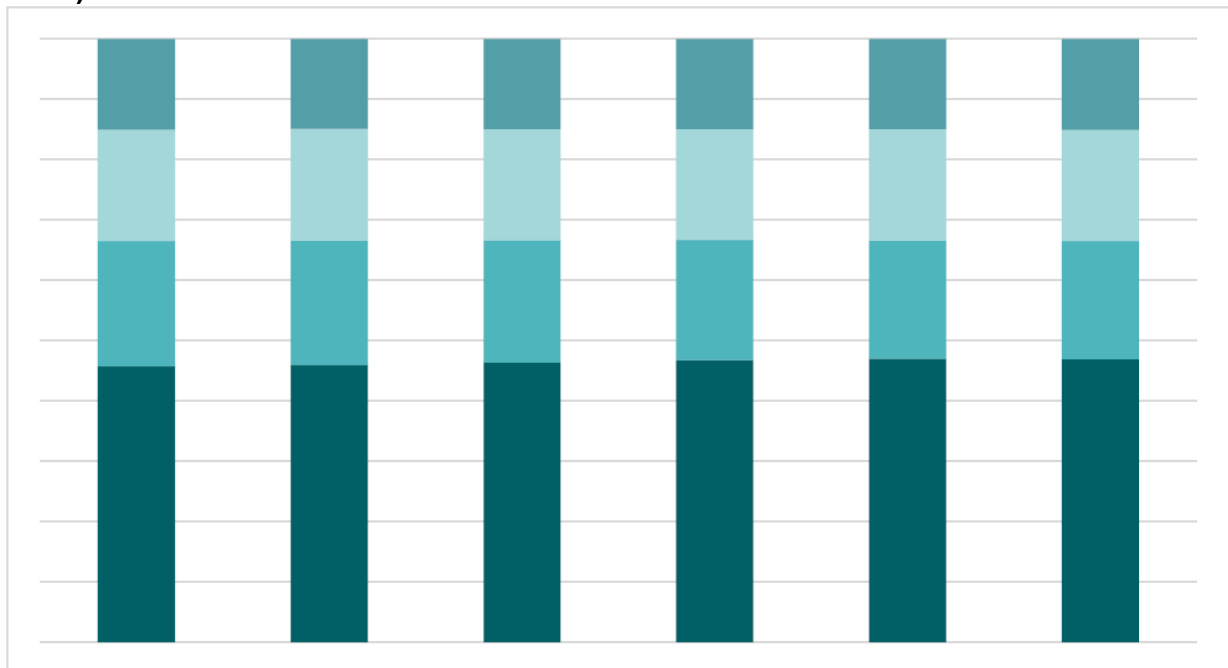
Container Glass Market, by Application
Global Container Glass Consumption and Market Share by Application (2016-2021)
Table Global Container Glass Consumption by Application (2016-2021)

	2016	2017	2018	2019	2020	2021
Food Packaging						
Beverage Packaging						
...						
Total						

Table Global Container Glass Consumption Market Share by Application (2016-2021)

	2016	2017	2018	2019	2020	2021
Food Packaging						
Beverage Packaging						
...						
Total						

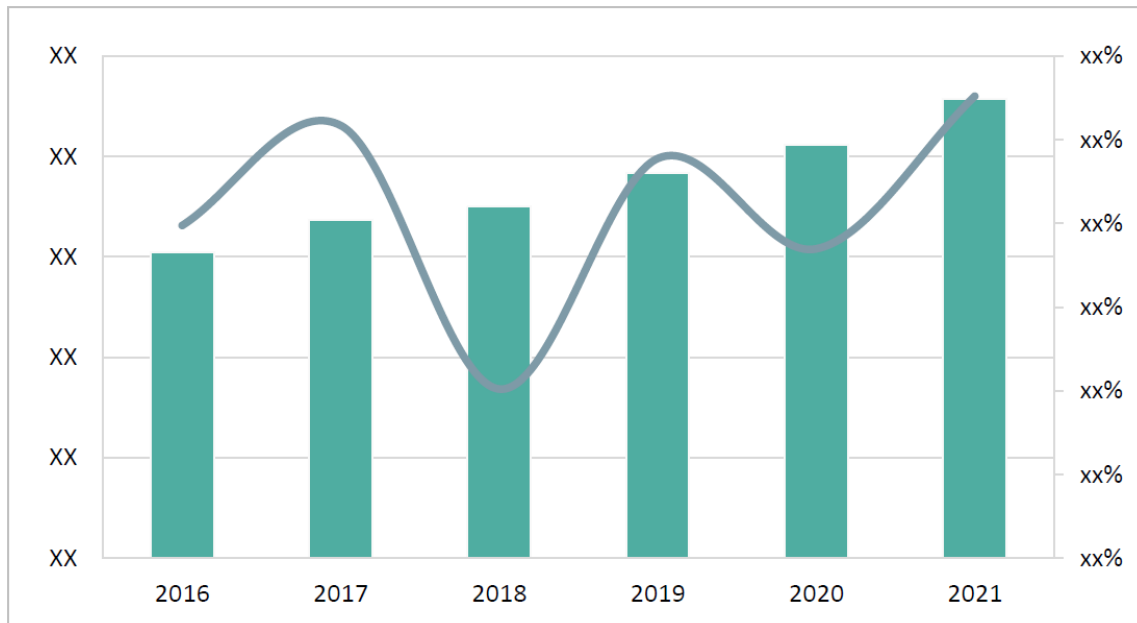
Figure Global Container Glass Consumption Market Share by Application (2016-2021)



Global Container Glass Consumption and Growth Rate by Application (2016-2021)

Global Container Glass Consumption and Growth Rate of Food Packaging (2016-2021)

Figure Global Container Glass Consumption and Growth Rate of Food Packaging (2016-2021)



Global Container Glass Production, Value (\$) by Region (2016-2021)

Global Container Glass Value and Market Share by Region (2016-2021)

Table Global Container Glass Value (\$) by Region (2016-2021)

	2016	2017	2018	2019	2020	2021
North America						
Europe						
China						
Japan						
Middle East and Africa						
India						
South America						
Others						
Total						

Table Global Container Glass Value Market Share by Region (2016-2021)

	2016	2017	2018	2019	2020	2021
North America						
Europe						
China						
Japan						
Middle East and Africa						
India						
South America						
Others						
Total						

Global Container Glass Production, Consumption, Export, Import by Regions (2016-2021)

Global Container Glass Consumption by Regions (2016-2021)

Table Global Container Glass Consumption by Regions (2016-2021)

	2016	2017	2018	2019	2020	2021
North America						
Europe						
China						
Japan						
Middle East and Africa						
India						
South America						
Others						
Total						

Global Container Glass Market Status and SWOT Analysis by Regions
North America Container Glass Market Status and SWOT Analysis
Figure North America Container Glass Production and Growth Rate Analysis (2016-2021)

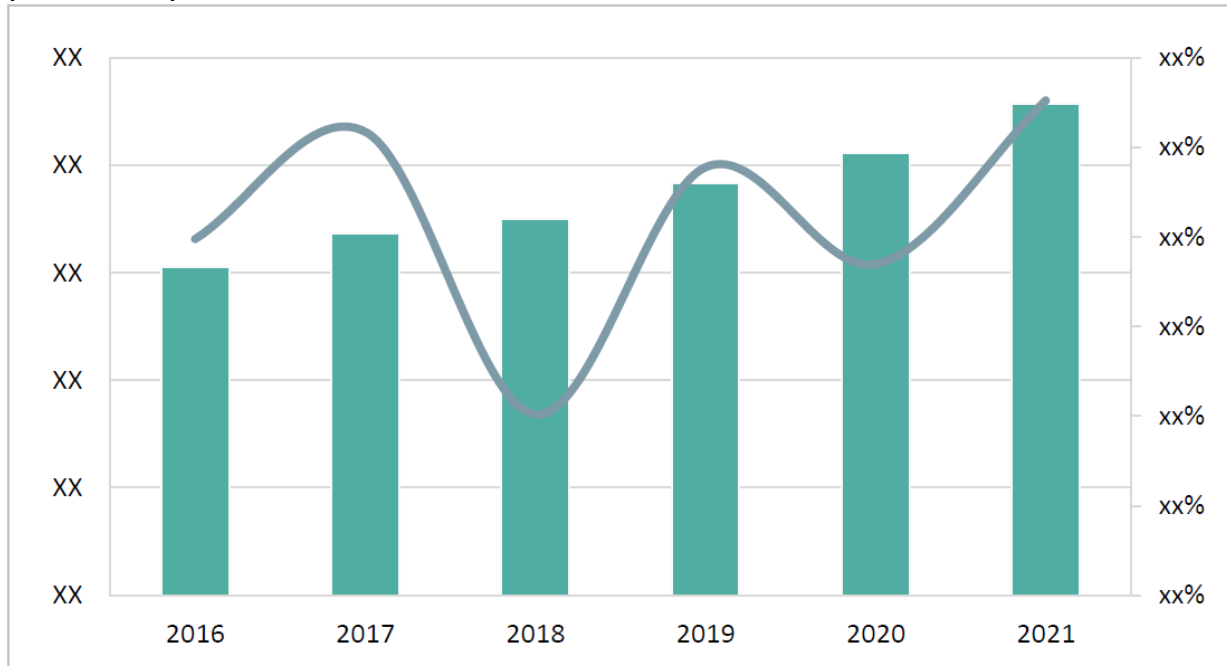
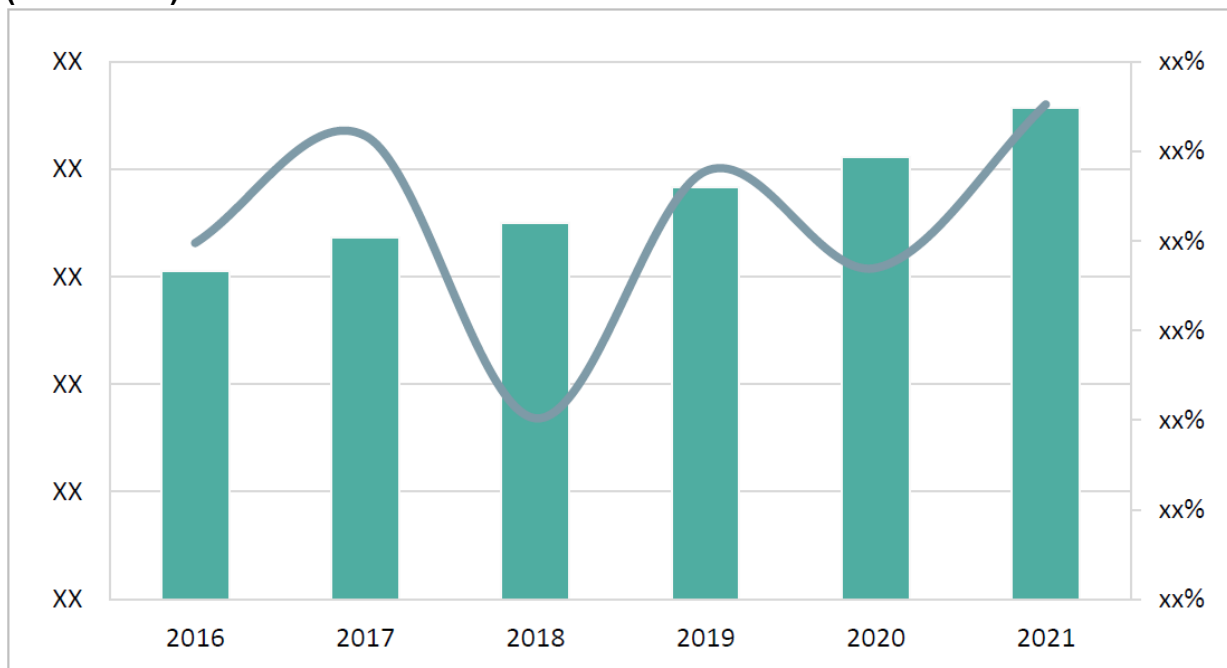


Figure North America Container Glass Consumption and Growth Rate Analysis (2016-2021)



Competitive Landscape

Competitive Profile

Figure Top 3 Market Share of Container Glass Companies in 2020

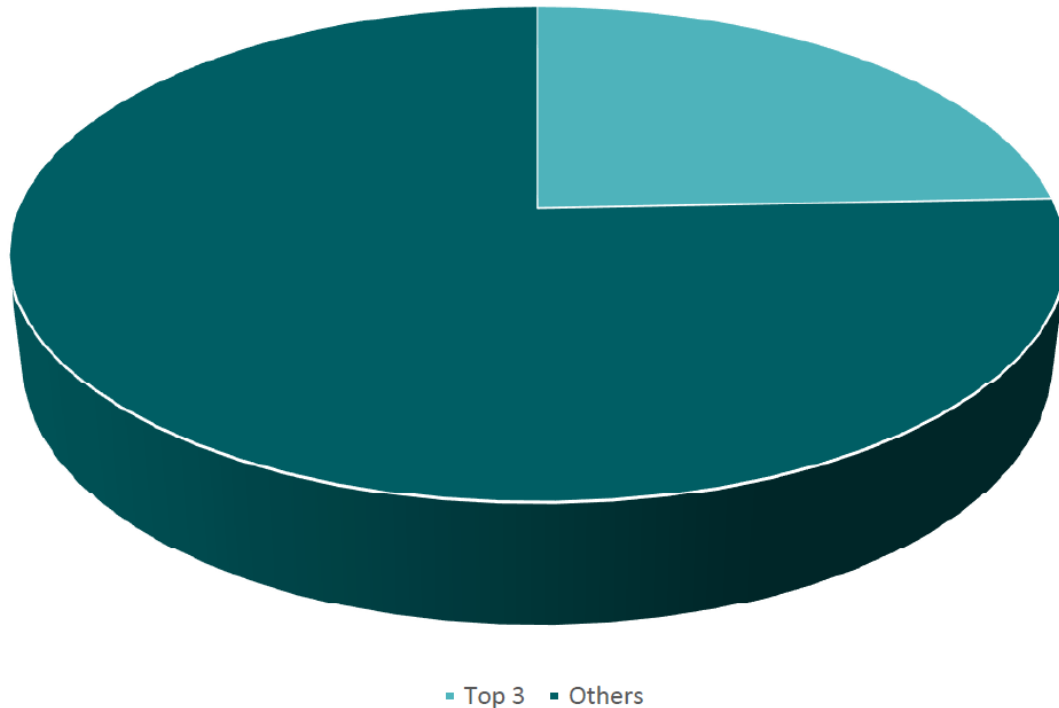


Table Major Players Production Value (\$) Share (2016-2021)

	2016	2017	2018	2019	2020	2021
Gerresheimer AG						
Hindusthan National Glass & Industries Limited						
S.A.B. de C.V.						
Becton						
Owens-Illinois, Inc.						
Nipro Corporation						
Consol Glass (Pty) Ltd.						
BA Glass						
Others						
Total						

**Gerresheimer AG
Company Profiles
Table Company Profiles**

Item	Profile
Company Name	
Website	
Established Time	
Plants Distribution	
Sales Region	
Business Overview	
Contact Information	

**Gerresheimer AG Production, Value, Price, Gross Margin 2016-2021
Table Gerresheimer AG Production, Value, Price, Gross Margin 2016-2021**

	2016	2017	2018	2019	2020	2021
Production						
Price						
Production Value						
Gross						
Gross Margin						

Figure Gerresheimer AG Production and Growth Rate

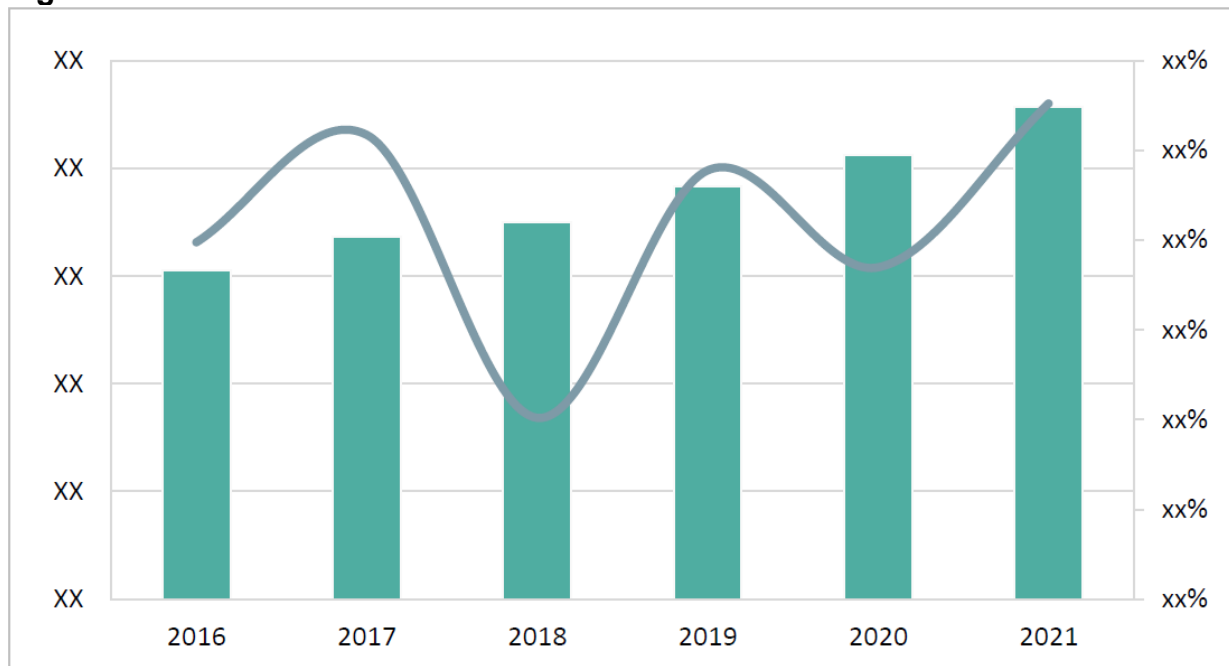
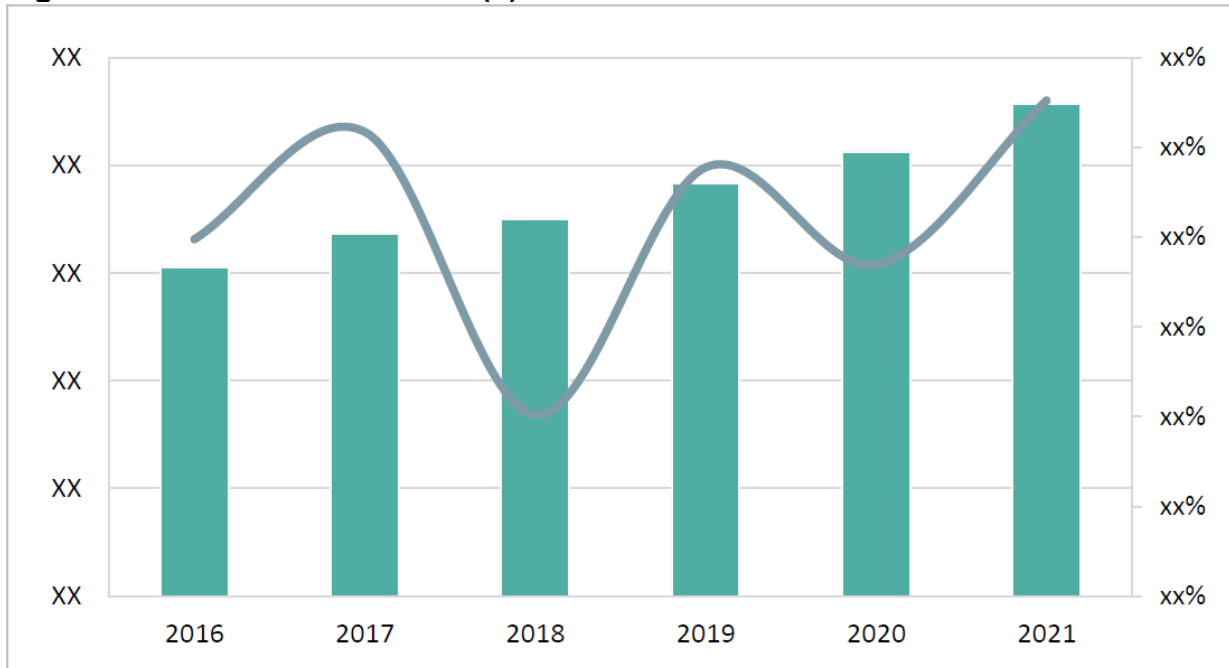


Figure Gerresheimer AG Value (\$) Market Share 2016-2021



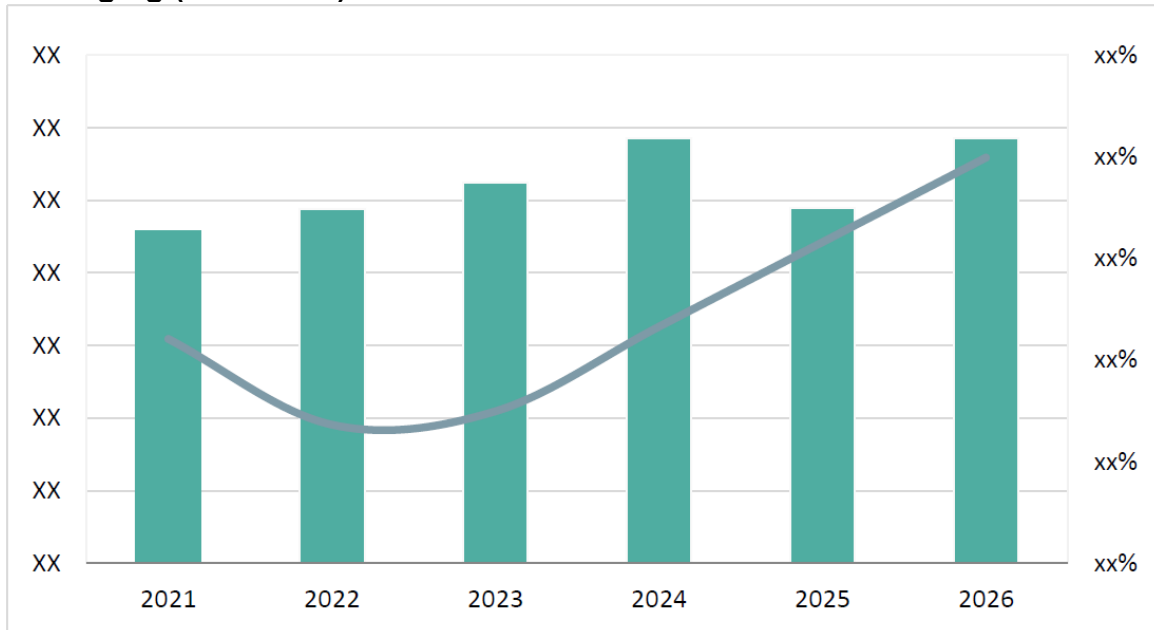
**Global Container Glass Market Analysis and Forecast by Type and Application
Global Container Glass Market Value & Volume Forecast, by Type (2021-2026)
Table Global Container Glass Market Value (\$) Forecast, by Type**

	2021	2022	2023	2024	2025	2026
Packaging						
Tableware						
...						
Total						

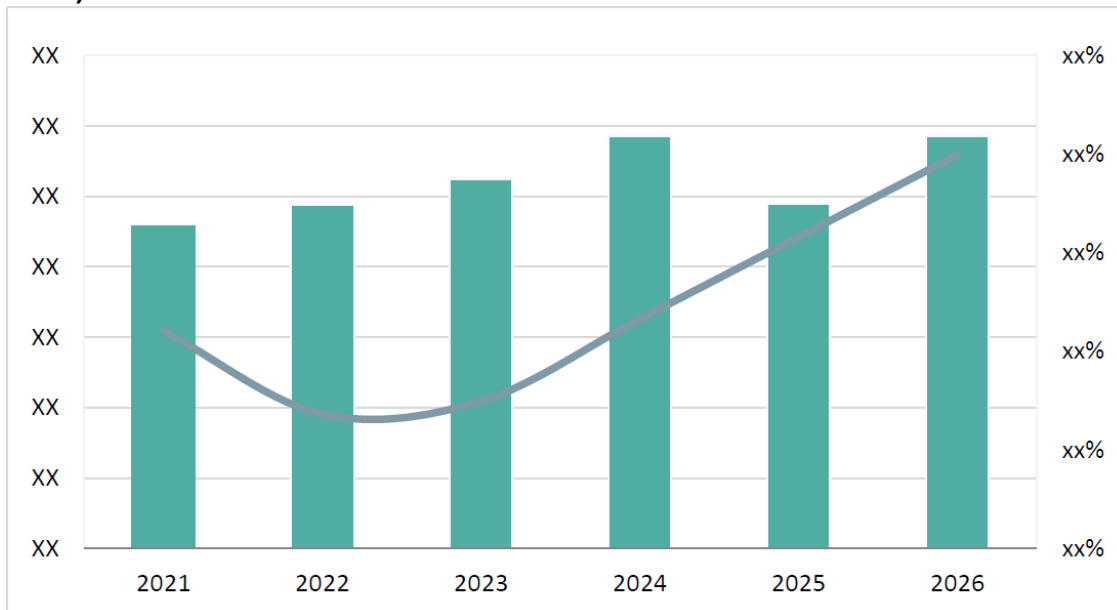
Table Global Container Glass Market Volume Forecast, by Type

	2021	2022	2023	2024	2025	2026
Packaging						
Tableware						
...						
Total						

Packaging Market Value and Volume Forecast (2021-2026)
Figure Global Container Glass Market Value (\$) and Growth Rate Forecast of Packaging (2021-2026)



Food Packaging Market Value and Volume Forecast (2021-2026)
Figure Market Value (\$) and Growth Rate Forecast of Food Packaging (2021-2026)



Container Glass Market Analysis and Forecast by Region
North America Market Value and Consumption Forecast (2021-2026)
Figure North America Market Value (\$) and Growth Rate Forecast (2021-2026)

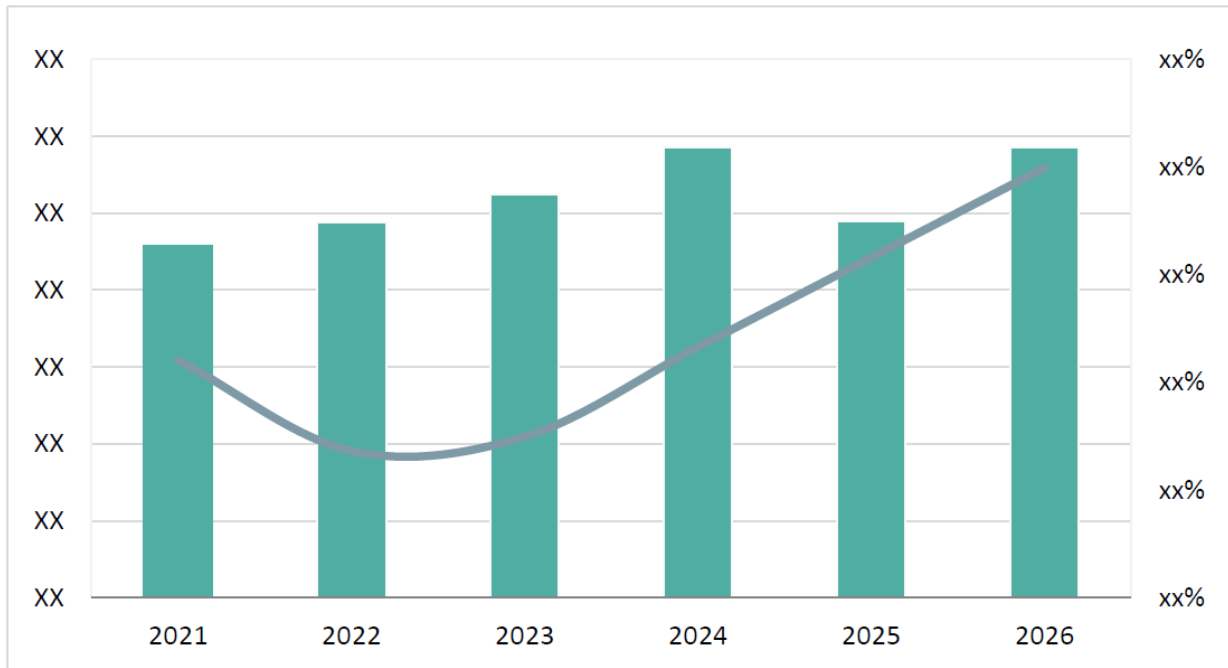
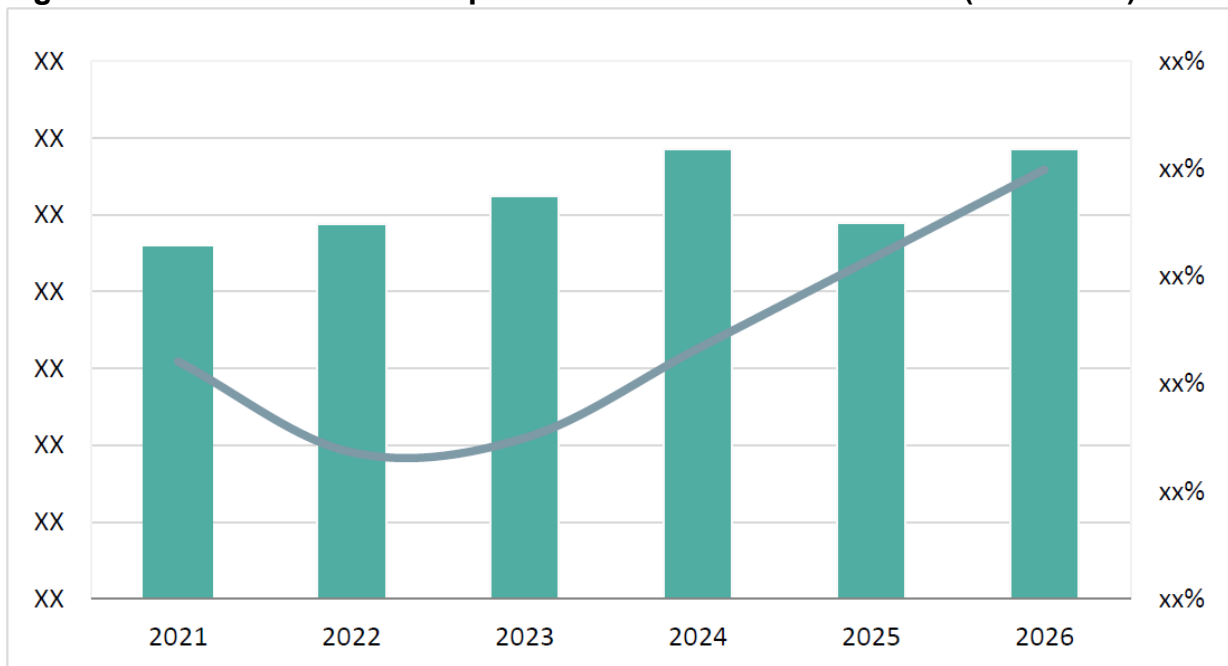


Figure North America Consumption and Growth Rate Forecast (2021-2026)



Further contact and information via:

glasssglobal Group / OGIS GmbH

office@glasssglobal.com

Tel: 0049 211 280733 17